

	SCHEDA TECNICA TECHNICAL SHEET	Date: 16/10/2017	Rev/0

Codice / Code: H38925	Descrizione / description: Soffione Dream/2 a due funzioni da controsoffitto, con flessibile di alimentazione acqua Dream/2 Shower head two functions for false ceiling, with flexible water connection
--	--

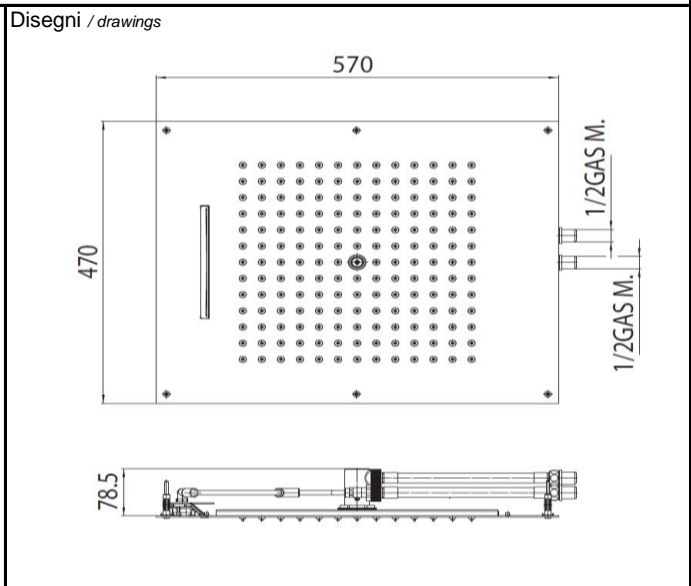

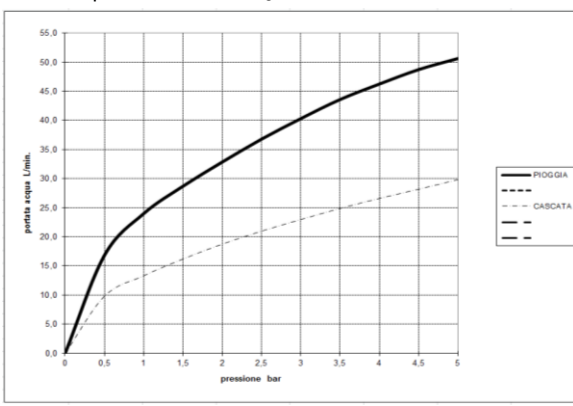


Grafico di portata / Flow rate diagram



	PIOGGIA	CASCATA
0	0,0	0,0
0,5	16,8	9,8
1	24,0	13,3
1,5	28,7	16,2
2	32,9	18,8
2,5	36,8	21,0
3	40,3	23,0
3,5	43,6	24,9
4	46,3	26,6
4,5	48,7	28,2
5	50,6	29,9
pressione bar	portata L/min	

MATERIALI / materials

Brass, steel, rubber

CARATTERISTICHE IDRAULICHE / hydraulic features

	pressione pressure	portata flow rate	temperatura temperature	<i>solo per miscelatori termostatici</i> <i>only for thermostatic mixers</i>	
min	1 bar	L/min	--	Blocco di sicurezza safety lock	/
max	5 bar	L/min	<70°C	Temperatura acqua fredda cold water temperature	/
consigliata recommended	2-3 bar	L/min	°C	Temperatura acqua calda hot water temperature	/

CERTIFICAZIONI / CERTIFICATIONS:

CONFORMITA' / CONFORMITY .
 EN 1112 - 2006/95/CE 2004/108/CE